

Scaled data based on original data using
LM-79-08 Approved Method: Electrical and Photometric Measurements of Solid-
State Lighting Products

Test Report Prepared for
Cooper Lighting Solutions
(formerly Eaton)

Brand: STREETWORKS

Report Number: P636246

Luminaire Tested: **IFLD-S-SA2C-950-U-33-VI**

Issue Date: 01/17/2023

Test Information

Test Method: LM-79-08
Report Number: P636246
Test Lab: INNOVATION CENTER(G2)
Issue Date: 01/17/2023
Manufacturer: COOPER LIGHTING SOLUTIONS (FORMERLY EATON)
Product Line: STREETWORKS
Catalog Number: IFLD-S-SA2C-950-U-33-VI
Description: Infrastructure Flood – Middle Tier Light Square Luminaire w/ Nema 3 distribution lens and Visor
Light Source: (32) 5000K CCT, 90 CRI LEDs
Ballast/Driver: ELECTRONIC DRIVER

Summary

Lumens per Lamp: N/A
Luminaire Lumens: 9828.7 lumens
Efficiency: N/A
Efficacy: 90.8 lumens/watt
Luminous Opening: Rectangular (W 1' x L: 0.5' x H: 0')
IES Classification: Type V - Short
BUG Rating: B4 - U0 - G0

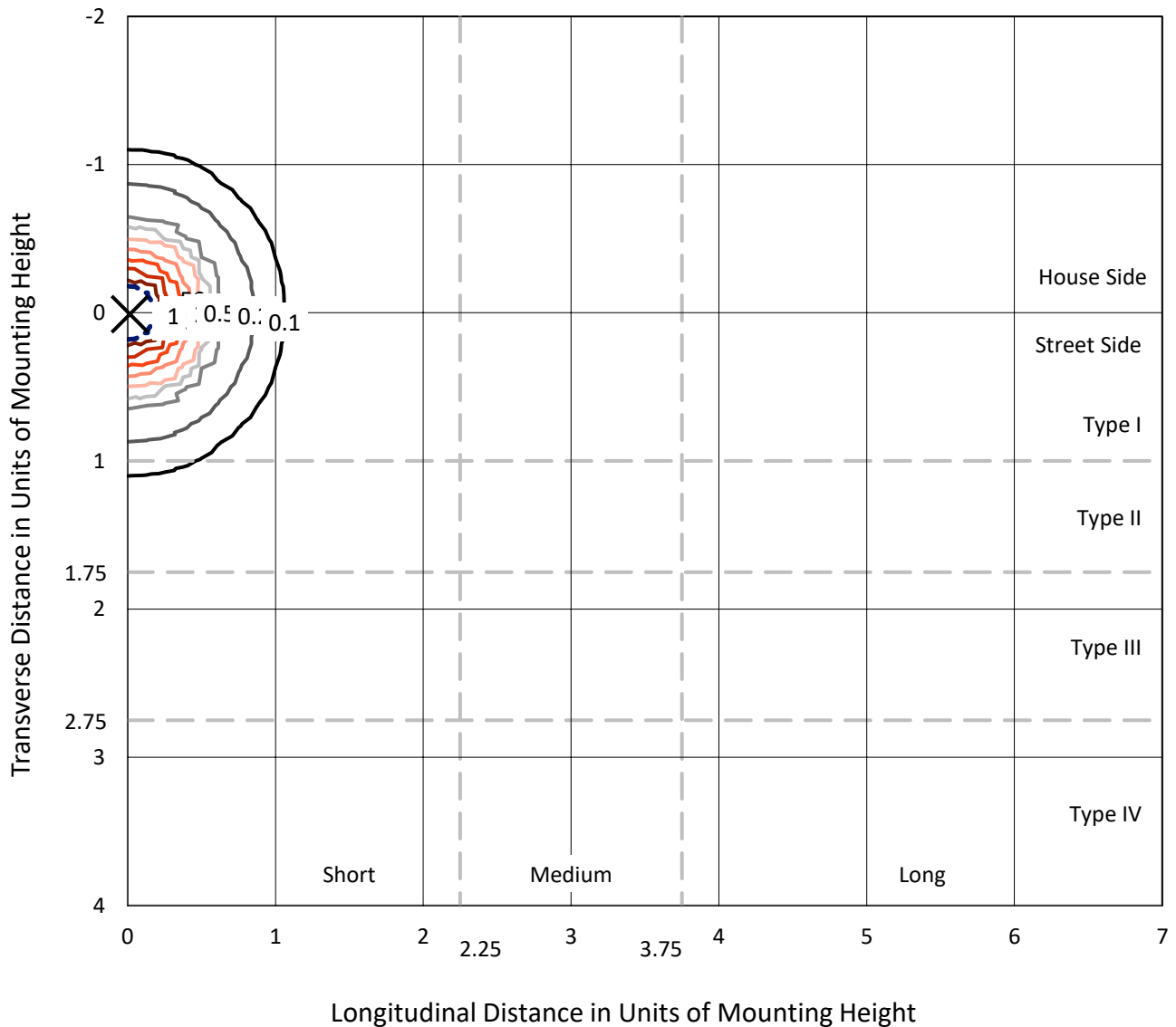
Input Watts (W): 108.2
Input Voltage (V): 120
Input Current (Ain): NR
Voltage Rise (V): NR
Power Factor: NR
Total Harmonic Distortion (THDi): NR
Frequency (hertz): 60
Stabilization Time: NR
Operation Time: NR
Ambient Temperature (°C): NR
Test Distance: 25 FT



REPORT NUMBER: P636246
 CATALOG NUMBER: IFLD-S-SA2C-950-U-33-VI

Iso-Footcandle Lines of Horizontal Illumination

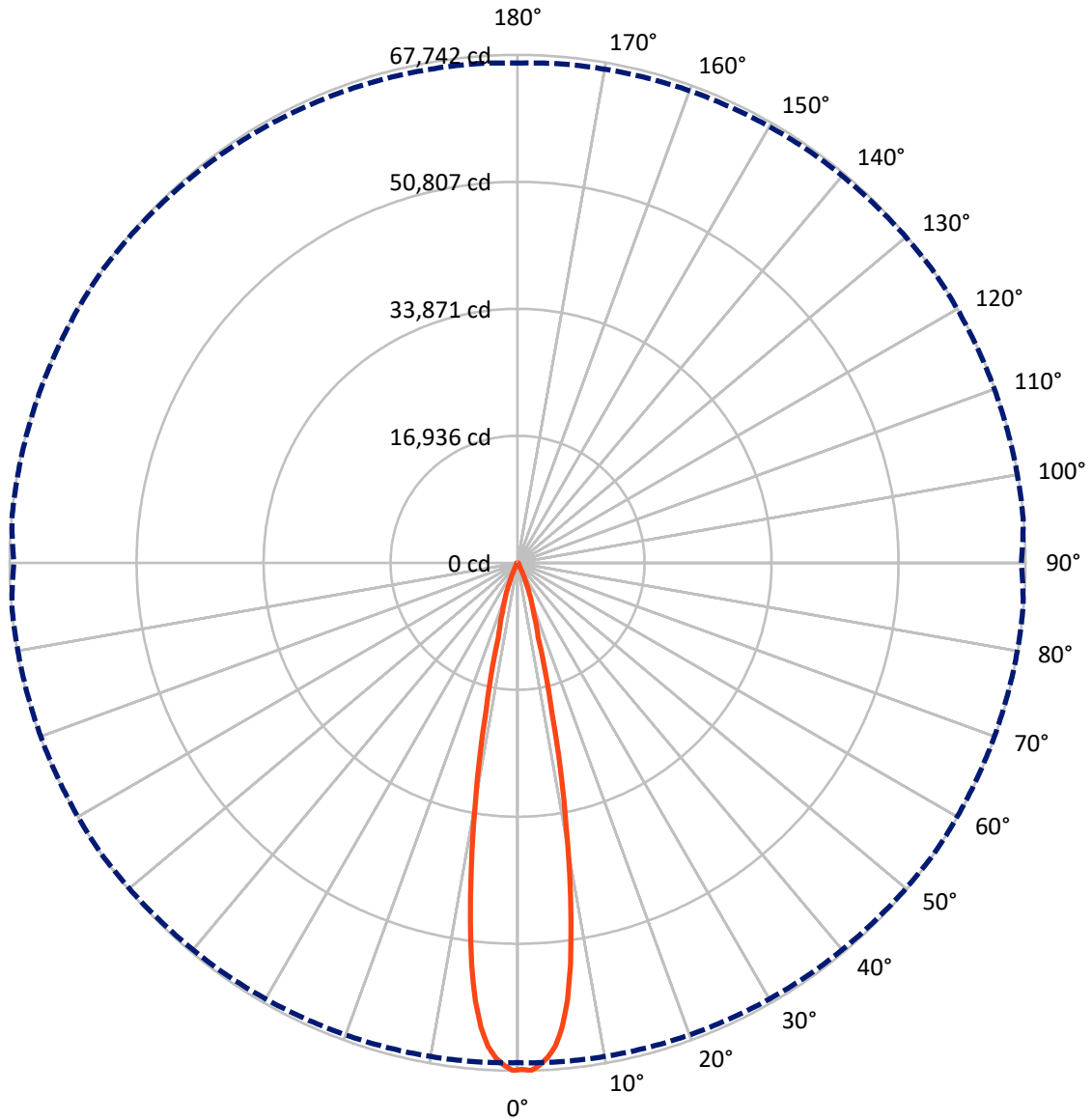
× Max cd
 - - - 1/2 Max cd



Based on 20 foot mounting height. Maximum calculated value = 168.9 fc
 Type V - Short - N/A

REPORT NUMBER: P636246
CATALOG NUMBER: IFLD-S-SA2C-950-U-33-VI

Luminous Intensity Polar Plot



— Vertical Plane Through 55-Deg Lateral - - - Horizontal Cone Through 1-Deg Vertical

REPORT NUMBER: P636246
 CATALOG NUMBER: IFLD-S-SA2C-950-U-33-VI

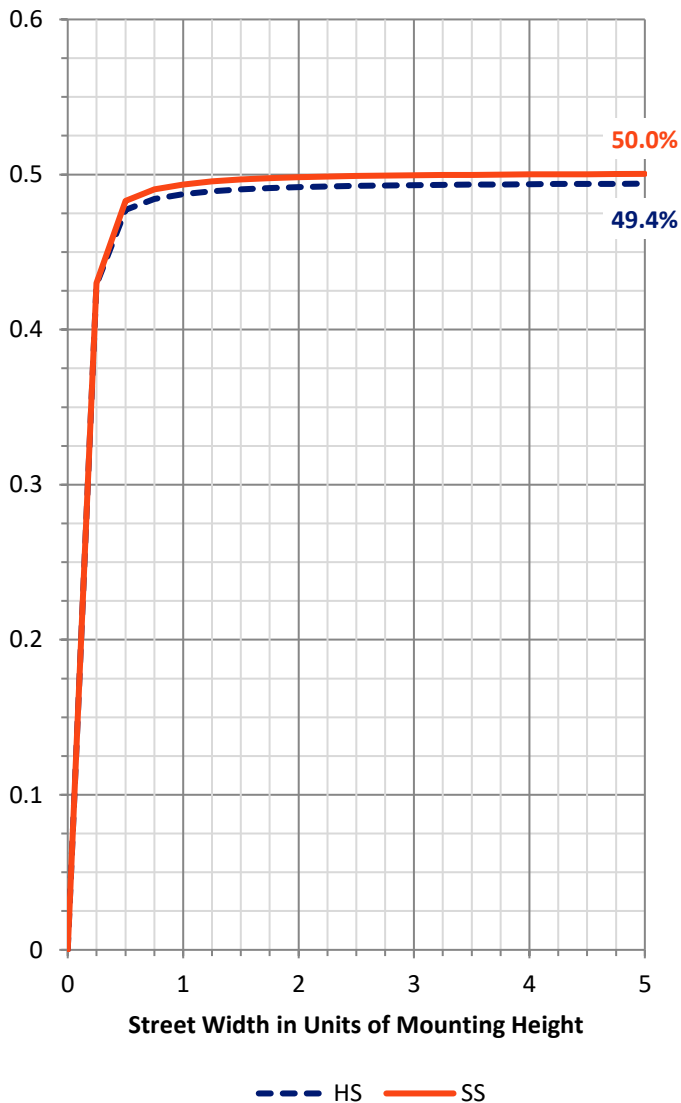
FLUX DISTRIBUTION:

		Downward	Upward	Total
House Side	Lumens	4914.3	0.0	4914.3
	% Fixture	50.0	0.0	50.0
Street Side	Lumens	4914.3	0.0	4914.3
	% Fixture	50.0	0.0	50.0
Total	Lumens	9828.7	0.0	9828.7
	% Fixture	100.0	0.0	100.0

Coefficient of Utilization

ZONAL LUMENS:

Zone	Lumens	% Fixture
0°-10°	4993.7	50.8
10°-20°	3539.1	36.0
20°-30°	829.3	8.4
30°-40°	173.3	1.8
40°-50°	111.8	1.1
50°-60°	82.8	0.8
60°-70°	56.3	0.6
70°-80°	30.0	0.3
80°-90°	12.3	0.1
90°-100°	0.0	0.0
100°-110°	0.0	0.0
110°-120°	0.0	0.0
120°-130°	0.0	0.0
130°-140°	0.0	0.0
140°-150°	0.0	0.0
150°-160°	0.0	0.0
160°-170°	0.0	0.0
170°-180°	0.0	0.0
0°-90°	9828.7	100.0
0°-180°	9828.7	100.0

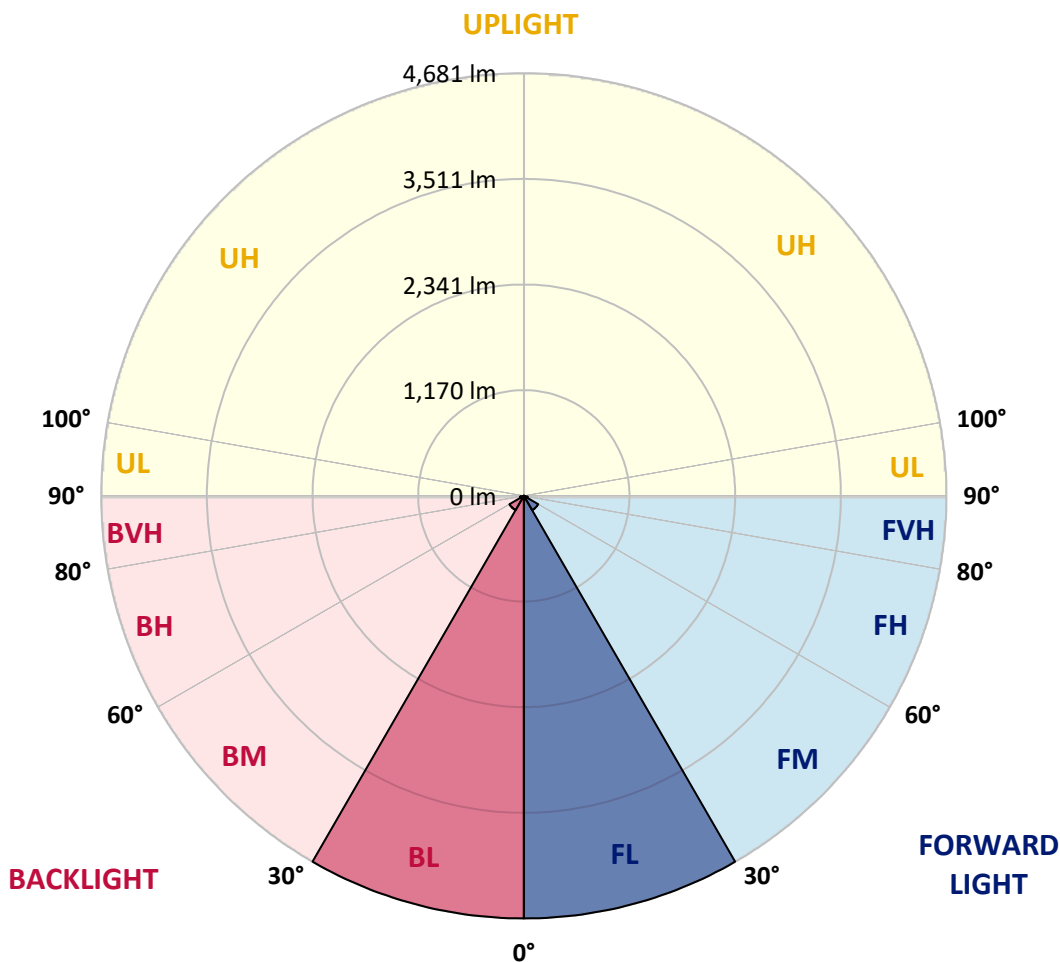


REPORT NUMBER: P636246
 CATALOG NUMBER: IFLD-S-SA2C-950-U-33-VI

LUMINAIRE CLASSIFICATION SYSTEM LUMEN TABLE AND BUG RATING:

Zone	Lumens	% Fixture	Zone Rating/Lumen Limit		
			B	U	G
FL (0°-30°)	4681.0	47.6			
FM (30°-60°)	184.0	1.9			
FH (60°-80°)	43.2	0.4			G0/660
FVH (80°-90°)	6.2	0.1			G0/10
BL (0°-30°)	4681.0	47.6	B4/5000		
BM (30°-60°)	184.0	1.9	B0/220		
BH (60°-80°)	43.2	0.4	B0/110		G0/660
BVH (80°-90°)	6.2	0.1			G0/10
UL (90°-100°)	0.0	0.0		U0/0	
UH (100°-180°)	0.0	0.0		U0/0	

BUG Rating: B4-U0-G0
 Type V Short





REPORT NUMBER: P636246
 CATALOG NUMBER: IFLD-S-SA2C-950-U-33-VI

CANDELA DISTRIBUTION (FULL):

	0°	5°	15°	25°	35°	45°	55°	65°	75°	85°
0°	67568.5	67568.5	67568.5	67568.5	67568.5	67568.5	67568.5	67568.5	67568.5	67568.5
1°	66659.5	66782.9	66934.1	67071.4	67278.3	67446.9	67742.3	67679.8	67671.1	67683.3
2°	65368.0	65522.7	65755.6	65892.9	66426.5	66645.6	67092.3	67224.4	67118.3	67238.3
3°	63433.4	63560.3	63925.3	64194.7	64886.5	65477.5	66075.4	66273.6	66150.2	66205.8
4°	61130.3	61260.7	61702.2	62251.4	63250.9	63906.2	64622.3	64799.6	64396.3	64424.2
5°	58389.2	58450.0	58990.6	59491.2	60687.0	61481.4	62161.0	62216.7	61848.2	61707.4
6°	55305.6	55196.1	55693.2	55905.3	57391.4	58201.4	58698.6	58634.3	58354.4	58234.5
7°	51641.5	51492.0	51893.6	51778.8	53094.6	53557.0	54035.0	53816.0	53593.5	53869.9
8°	47402.1	47318.7	47059.7	47529.0	47789.7	48203.4	48201.7	48074.8	48067.8	48528.4
9°	41238.5	42008.5	41780.8	42272.7	42206.6	42187.5	42060.6	41978.9	41631.3	42161.5
10°	34470.0	34974.1	35358.2	36091.7	35949.2	36150.8	35445.1	35565.0	35333.9	35771.9
12.5°	17842.5	18409.1	18741.1	19300.8	19916.1	20545.4	20342.0	20131.7	19817.1	20202.9
15°	8783.1	9007.3	9113.3	9681.7	10119.7	10277.9	10302.2	10116.2	10036.3	10119.7
17.5°	5390.1	5468.3	5776.0	6429.6	6808.5	6902.3	6841.5	6638.1	6410.4	6314.8
20°	3902.2	3924.8	4041.3	4168.2	4674.0	4938.2	4840.8	4641.0	4430.6	4331.6
22.5°	2548.2	2570.8	2609.0	2678.5	2814.1	3140.9	3034.9	2899.3	2756.8	2727.2
25°	1442.7	1442.7	1482.7	1553.9	1654.8	1679.1	1699.9	1555.7	1489.6	1460.1
27.5°	804.8	810.0	818.7	846.5	896.9	891.7	869.1	830.9	785.7	738.7
30°	445.0	450.2	455.4	462.4	471.0	455.4	441.5	434.5	415.4	410.2
32.5°	333.7	333.7	337.2	335.5	326.8	307.7	299.0	309.4	307.7	299.0
35°	274.6	274.6	278.1	285.1	267.7	253.8	246.8	260.7	260.7	255.5
37.5°	224.2	226.0	227.7	236.4	231.2	215.5	213.8	217.3	219.0	217.3
40°	196.4	194.7	194.7	196.4	192.9	189.5	186.0	184.2	186.0	184.2
42.5°	170.3	168.6	172.1	168.6	161.7	163.4	163.4	158.2	159.9	156.4
45°	149.5	147.7	149.5	146.0	140.8	142.5	142.5	135.6	135.6	133.8
47.5°	132.1	132.1	132.1	133.8	125.1	123.4	125.1	123.4	118.2	116.5
50°	114.7	116.5	118.2	121.7	113.0	109.5	109.5	109.5	106.0	104.3
52.5°	106.0	107.8	107.8	107.8	102.6	99.1	99.1	97.3	95.6	93.9
55°	102.6	102.6	102.6	95.6	93.9	92.1	86.9	85.2	83.4	83.4
57.5°	97.3	97.3	95.6	90.4	85.2	85.2	78.2	76.5	74.7	74.7
60°	86.9	86.9	86.9	85.2	78.2	76.5	69.5	66.1	64.3	64.3
62.5°	80.0	80.0	80.0	73.0	71.3	66.1	60.8	55.6	53.9	50.4
65°	73.0	73.0	73.0	66.1	62.6	57.4	50.4	45.2	41.7	36.5
67.5°	67.8	67.8	66.1	60.8	55.6	48.7	41.7	36.5	29.5	26.1
70°	59.1	59.1	57.4	53.9	48.7	43.5	34.8	27.8	22.6	17.4
72.5°	50.4	50.4	48.7	45.2	41.7	36.5	29.5	24.3	15.6	12.2
75°	41.7	41.7	40.0	36.5	34.8	31.3	26.1	19.1	12.2	5.2
77.5°	34.8	34.8	33.0	31.3	29.5	26.1	22.6	15.6	8.7	3.5
80°	26.1	27.8	27.8	27.8	24.3	22.6	20.9	15.6	7.0	1.7
82.5°	19.1	20.9	20.9	20.9	19.1	17.4	19.1	13.9	7.0	1.7
85°	13.9	13.9	15.6	15.6	15.6	15.6	20.9	15.6	5.2	1.7
87.5°	7.0	7.0	7.0	7.0	7.0	8.7	10.4	8.7	3.5	0.0
90°	0.0	0.0	0.0	0.0	0.0	0.0	0.0	0.0	0.0	0.0

(END C



90°
67568.5
67198.3
66782.9
65788.6
64010.5
61413.6
57965.0
53784.7
47250.9
41172.4
34649.0
19158.3
9730.4
6181.0
4255.1
2666.4
1435.7
740.5
410.2
293.8
253.8
217.3
186.0
158.2
133.8
116.5
102.6
92.1
81.7
74.7
62.6
46.9
36.5
24.3
17.4
10.4
5.2
1.7
1.7
1.7
1.7
0.0
0.0

OF REPORT)